


# GOLF CART SAFETY TRAINING



PRESENTED BY: MATTHEW LONG  
JUSTIN PORTER

DATE: THURSDAY, JANUARY 17, 2019



# HOUSEKEEPING



- Please silence all cell phones
- Please mute your speakerphones to prevent background noise during the call
- Please do not place your phone on hold if you leave the call to answer another line or talk to someone in the your office
- Ask questions anytime online via the WebEx chat room
- Please limit all questions over the phone to end of the presentation
- This presentation will be available on the Diocese of Venice intranet following our presentation

# INTRODUCTION & ROLL CALL

**Donna Foti, CPCU, AIC, ARM, ACI**  
Risk and Insurance Manager  
[foti@dioceseofvenice.org](mailto:foti@dioceseofvenice.org)




**MATTHEW LONG, MBA, ASP**  
CASUALTY RISK CONSULTANT  
AON GLOBAL RISK CONSULTING  
(917) 744-1946  
[MATTHEW.LONG7@AON.COM](mailto:MATTHEW.LONG7@AON.COM)

**JUSTIN PORTER, MBA, CSP**  
CASUALTY RISK CONSULTANT  
AON GLOBAL RISK CONSULTING  
(484) 354-8036  
[JUSTIN.PORTER@AON.COM](mailto:JUSTIN.PORTER@AON.COM)



# PURPOSE OF TRAINING

- To prevent injuries to utility cart operators, their passengers and pedestrians
- Review safe operating procedures
- Identify Safety Concerns
  - Cart Safety
  - Operator Safety
  - Pedestrian Safety




# GOLF CART RELATED INCIDENTS



- According to the National Library of Medicine – National Institute of Health, from 1990 to 2006, there were 147,696 golf cart-related injuries treated in emergency departments (8,688 per year).
  - Note: This number does not include incidents with no injuries, where people self-treated or went to their primary care physician.
- Patients required hospitalization in 7.8% of the cases.
- Falling from a golf cart was the most common cause of injury (38.3%).
- Complete rollovers account for a substantial one-tenth (10%) of all golf cart accidents.
- The number of golf cart-related injuries increased steadily each year during the study, with an increase of 132.3% over the 17-year study period.
- The Consumer Product Safety Commission estimated in 2015, nearly 18,000 golf cart-related injuries nationwide required emergency room treatment.

# GOLF CART RELATED INCIDENTS

- DIOCESE OF VENICE INCIDENT STATISTICS





# TYPES OF UTILITY CARTS



## CARTS VS CARS... WHAT'S THE DIFFERENCE?

- Carts rollover easier.
- Center of gravity is lower than vehicles
- Carts always operate near pedestrians
- Carts are much quieter (often silent)
- Other motor vehicles have the right-of-way
- Speed limit is MUCH slower < 15 mph
- In a collision – the cart ALWAYS loses!





# GUIDELINES TO SAFE CART OPERATION

- Applies to ALL operators of service carts – electric or gas powered
- ALL users must have a current / valid driver's license in possession
- Drivers must be 18 years of age or older
- ALL drivers must be trained in cart operation
- ALL employees operating carts must comply with all traffic laws
- Employees are responsible for understanding and complying with the manufacturer's operating recommendations



WHAT DOES THIS SYMBOL MEAN?



# IMPORTANT: READ ALL WARNING LABELS

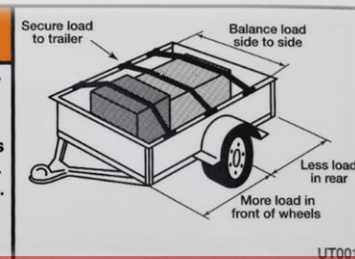
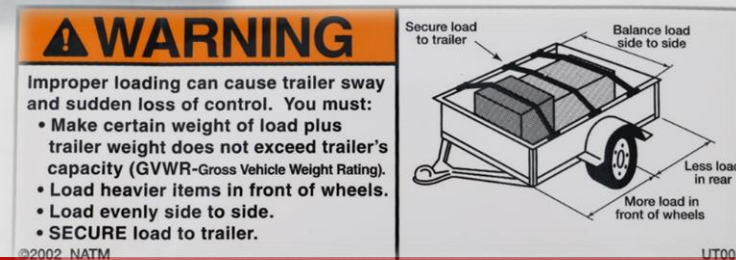




# WARNING LABELS




# WARNING LABELS





# WARNING LABELS

- Warning labels are there for a reason





# RULES OF THE ROAD

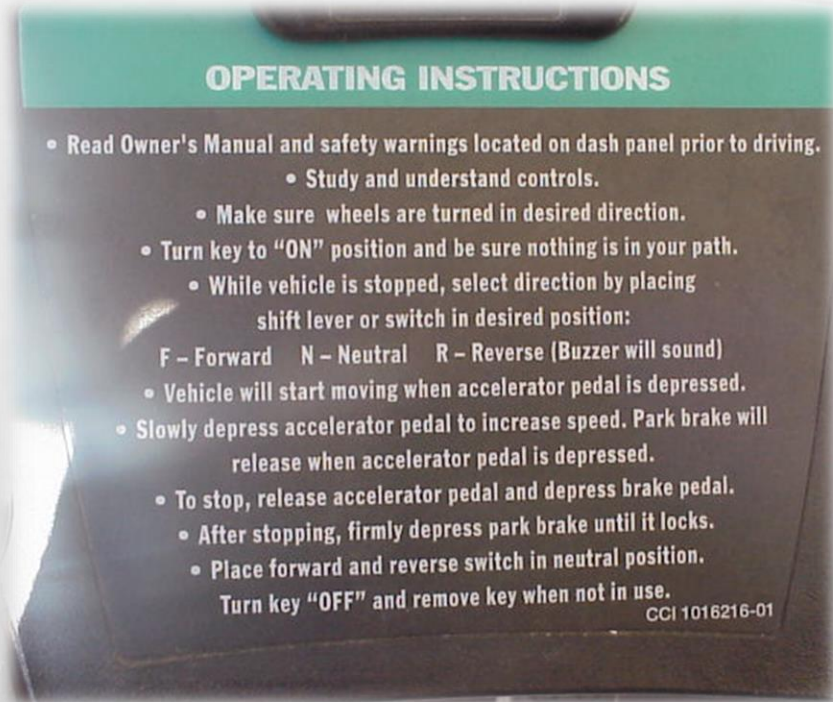


- Powered Carts are not motor vehicles and are not licensed by the DMV (they do not have a license plate) and shall not be driven on public roadways
- A golf cart should be operated at a speed equivalent to a well-paced walk but no faster than 15 mph
- Low-Speed Vehicles (LSV) are motor vehicles which are capable of top speeds of 25 mph. They may be licensed to operate on public streets posted 35 mph or less that are adjacent to company facilities
- Avoid distractions while operating the golf cart just as you would in an automobile
- Be safe and attentive – avoid talking, texting, or reading while driving or reaching for objects
- Pedestrians always have the right-of-way
- Towing is allowed only on those golf / utility carts originally designed for towing

# DRIVING INSTRUCTIONS



# DRIVING INSTRUCTIONS



- Always check behind the vehicle before backing
- Drivers and passengers must remain seated while the vehicle is moving
- Keep hands and feet inside the vehicle at all times
- A golf cart should not be operated with more passengers than it is designed to carry
- Drive slow around turns
- Avoid steep grades



# OPERATING EQUIPMENT



All carts must have the following accessories:


- Accelerator Pedal
- Brake Pedal
- Parking Brake
- Back-up Signal
- Hand holds for passenger balance

In addition, some carts may have:

- Rear view mirrors
- Headlights / Running lights
- Seatbelts
- Horn
- Reflectors
- Brake / Stop lights
- Rotating warning signal light

*All installed equipment MUST be in functioning order!*

# CART MAINTENANCE



Operators are responsible for:

- Performing preventative maintenance and service checks
- Conducting safety checks prior to operation
- All service and repairs should be completed by the manufacturer or a competent service provider

# PRE-TRIP CHECK

- Conduct a visual check of the cart before driving
- Is the back-up signal audible?
- Check the brakes
- Are all tires inflated properly with adequate tread
- All installed equipment is in functioning order






## PRE-TRIP CHECK – CONTINUED...

- Check underneath the cart to make sure there are no fluid leaks.
- Check for obstacles or pedestrians around the vehicle
- Adjust mirrors
- Check lights & turn signals
- Secure all loads



# CART SAFETY GUIDELINES

- Obey ALL traffic signs
- Cell phone use is prohibited while carts are in motion
- Do not exceed cart weight capacity
- Sudden stops or changes in direction may result in loss of control
- Keep hands and feet inside at all times when cart is moving (operator and passenger)
- Avoid tipping over – drive straight up or down steep grades
- Always remain seated until cart stops
- Slow down before and during turns
- Reduce speed, use extra care in inclement weather
- Cargo beds are not designed for passenger occupancy



## WHEN IN DOUBT – ASK...

- How the vehicle operates
- About the load capacity
- About maintenance records





# SHOULD YOU BE DRIVING?



- Are you distracted for any reason?
- Do you have an injury, illness or medical condition that will impact your ability to drive?
- Are you tired or feel fatigued?
- Are you taking over-the-counter or prescription medication?
- Are you emotionally upset?

*NOTE: No one is allowed to operate a golf cart while under the influence of alcohol or drugs*

# SECURITY & LEAVING THE VEHICLE UNATTENDED

- Do not dismount vehicle before it has come to a complete stop
- Engage the parking brake
- Turn off the engine
- Take the key
- Store the cart in a garage, maintenance shed or behind a locked gate whenever possible



# NIGHT DRIVING

- If you are driving at night does the cart have:
  - Working headlights?
  - Brake lights?
  - Turn-signal lights
- Drive cautious – pedestrians may not see or hear you coming
- Check the lights before driving at night





# BACKING-UP

- All utility carts should be equipped with functioning back-up signals
- Always look before backing up
- Drive slowly
- Use a spotter whenever possible
- Never drive in reverse down steep grades



# CARRYING A LOAD

- Do not exceed load capacity
- Balance the load
- Secure the load with tie down straps
- Be sure you can see behind the vehicle
- Keep in mind that loads can shift while driving
- Riding in the cargo bed is prohibited
- After loading, check to see if all four wheels are still touching the ground



## DUMPING A LOAD

- Use caution when unloading or dumping
- Be mindful of potential pinch points
- Remember your power zone and follow proper lifting techniques
- Get help for large or heavy items






# BATTERY HANDLING & DISPOSAL



- Keep all batteries in a secured location away from where spills could occur
- Use appropriate chemical resistant gloves and eye protection when handling batteries
- Since batteries can be heavy, use appropriate material handling equipment e.g. hoists, dollies and carts
- Store spent batteries in a designated secure, well-ventilated, cool, dry location not accessible by the general public
- Do not store batteries directly on the ground, but on a secondary containment pallet
- Never discard any batteries with general landfill waste. Follow local, state and federal requirements.

# CART SAFETY ACCOUNTABILITY

- All employees are accountable for safety
- Supervisors will review guidelines and procedures with all cart operators as needed
- Supervisors will be notified of any violations
- Cart privileges can be revoked



# REVIEW



- Know the vehicle you are operating
- Never drive recklessly or joy ride. Drive courteously. Obey all vehicle traffic laws and rules of the road.
- Never drive intoxicated or under the influence of any drug or narcotic.
- Avoid distractions while operating the golf cart just as you would in an automobile. Be safe and attentive -- avoid talking, texting, or reading while driving or reaching for objects.
- Only carry the number of passengers for which there are seats.
- Drivers and all passengers should keep all body parts (arms, legs, feet) inside cart while vehicle is in motion, except when signaling a turn.
- Do not allow anyone to ride standing in the vehicle or on the back platform of the vehicle. Operate the vehicle from the driver's side only.



## REVIEW – CONTINUED...




- Always use hand signals to indicate your intent to turn due to the small size and limited visibility of the turn signals on a golf cart.
- Check blind spots before turning. Carefully turn and look behind golf cart before backing up.
- Avoid sharp turns at maximum speed, and drive straight up and down slopes to reduce the risk of passenger ejections and/or rollover. Avoid excessive speed, sudden starts, stops and fast turns.
- Reduce speed due to driving conditions, especially hills or other inclines or declines, blind corners, intersections, pedestrians and inclement weather.
- Do not leave keys in golf cart while unattended and make sure the parking brake is set.
- Always yield to pedestrians and be cognizant of motor vehicles.
- Use extreme caution in inclement weather.

# QUESTIONS?



# THANK YOU



**MATTHEW LONG, MBA, ASP**  
CASUALTY RISK CONSULTANT  
AON GLOBAL RISK CONSULTING  
(917) 744-1946  
[MATTHEW.LONG7@AON.COM](mailto:MATTHEW.LONG7@AON.COM)



**JUSTIN PORTER, MBA, CSP**  
CASUALTY RISK CONSULTANT  
AON GLOBAL RISK CONSULTING  
(484) 354-8036  
[JUSTIN.PORTER@AON.COM](mailto:JUSTIN.PORTER@AON.COM)



**BOB PRIOR, MS, CSP, ARM-P, CPSIP**  
SENIOR RISK CONSULTANT  
AON GLOBAL RISK CONSULTING  
(813) 716-0755  
[BOB.PRIOR@AON.COM](mailto:BOB.PRIOR@AON.COM)